


# milan grid



Silver



White

metallic ceilings staves

146

Ceiling Solutions


THU



The Milan Open Cell, like the grid, helps to devise a setting in which light plays a key role in creating shadows. The wide selection of colours and variations allows an endless number of finishes.

In this case, the Milan Open Cell is formed by grid modules 600 x 600 mm or 600 x 1200 mm with a perimeter border in the same colour, mounted directly on a T15 profile structure.

For assemblies with the T15 profile, the grid's main profile can be 10 mm or 15 mm (built-in) wide. This assembly system is highly advantageous when the aim is quick installation and simple removal.




**formats**

T15 GRID 10 MM RIBBING	PLATE	BOX	
	mm	m <sup>2</sup>	units
Height 40	50 x 50	4.32	12
	60 x 60	4.32	12
	75 x 75	4.32	12
	85.7 x 85.7	4.32	12
	100 x 100	4.32	12
	150 x 150	4.32	12
	200 x 200	4.32	12

T15 GRID 15 MM RIBBING	PLATE	BOX	
	mm	m <sup>2</sup>	units
Height 38	50 x 50	4.32	13
	60 x 60	4.32	13
	75 x 75	4.32	13
	85.7 x 85.7	4.32	13
	100 x 100	4.32	13
	150 x 150	4.32	13
	200 x 200	4.32	13

**standard colours**



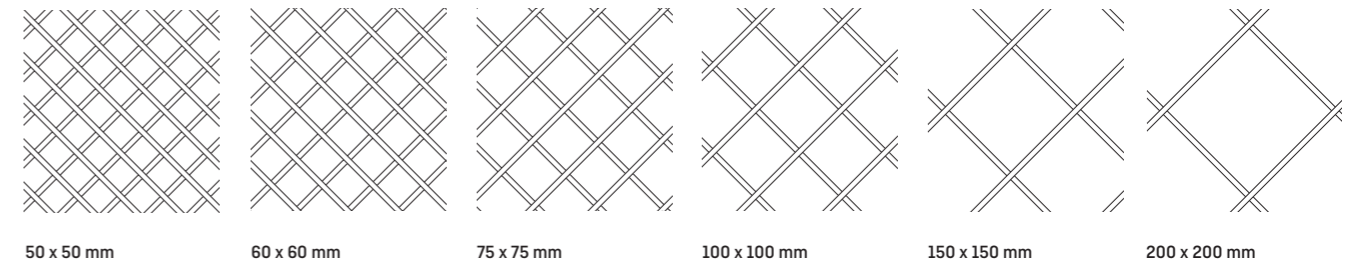
Other colours upon request.

148


Ceiling Solutions

THU

**finishes**



\*Please consult other cell sizes.



Grids manufactured in pre-lacquered aluminium 0.40 mm thick, plus coatings. Pre-lacquered polyester grids with a minimum thickness of 20 microns in THU white or silver 9006.

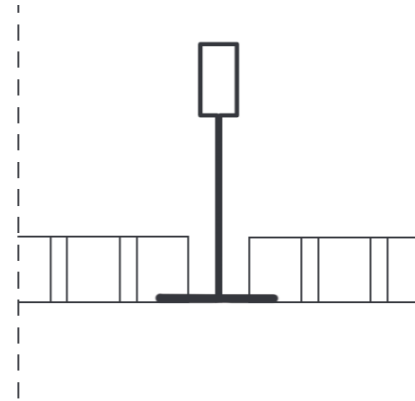
This type of finish is highly resistant to corrosion and offers excellent durability.

milan open cell

**mounting**

For Milan T15 grid assemblies, the mounting process is similar to that of traditional removable ceilings. The inverted T-shaped profile is installed in the same way from its corresponding primary and secondary profiles, and the plates are directly supported on them, remaining flush with the profile.

\*For more information, please see the mounting manual.



Ceiling Solutions

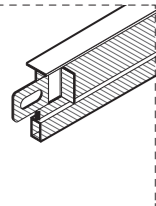


Technical File



Mounting Manual

**accessories**



**T-15**  
Suspension systems composed of T-shaped primary and secondary profiles with a 15 mm base, which form a rectangular structure over which the grids rest.


**performance features\***

MODEL		Units by m <sup>2</sup>
Any model	600 x 600 grids	2.80 units
	600 x 1200 grids	1.40 units
	T15 primary	0.84 ml
	T15 secondary	1.68 ml
	Simp. T15	0.84 ml

**technical characteristics**

Reaction to fire	Durability	% Recycled Material
A1	Class B	18%

THU



milan open cell